

Anybus Wireless Bolt 5G

Item number: AWB7000-A

The Anybus Wireless Bolt 5G connects industrial devices and machines to 5G networks, enabling low latency, high throughput, and high reliability. Combined with the Anybus Tunnel Gateway, it enables communication on PROFINET, EtherNet/IP, or Modbus TCP networks over 5G. Its bolt-on form factor with IP67 protection facilitates versatile deployment.



Enable wireless industrial communication via 5G

Features and benefits

- ✓ **Network support**
Support for Industrial Ethernet networks including EtherNet/IP (including CIP Safety), PROFINET (including PROFI SAFE), Modbus TCP as well as all TCP and UDP-based communication.
- ✓ **Industrial ethernet tunnel**
To ensure PROFINET and certain EtherNet/IP functions (like device discovery and LLDP) operate on a 5G network, it's necessary to bridge low-level (layer 2) communication across the 5G network (layer 3). This is accomplished using an industrial ethernet tunnel.
- ✓ **Industrial components**
Industrial components ensure the reliable operation of the Wireless Bolt 5G in harsh environments.
- ✓ **IP67 protection**
When mounted, the top part of the product is sealed using a rubber gasket achieving IP67 protection for tough applications. The internal part is IP30 rated.
- ✓ **Web configuration**
Use the intuitive web-based user interface to easily configure the product via the drag-and-drop functionality or to analyze live data, export log files, and generate support packages.
- ✓ **Industry approved**
The Anybus Wireless Bolt 5G is Ericsson Verified and has passed Siemens' Device Interoperability Testing.
- ✓ **Built in antennas**
The four antennas are built in a pre-directed for optimal coverage and convenience.
- ✓ **Low latency**
The product have been optimized to take advantage of the low and consistent latency offered by 5G networks.
- ✓ **Easy to install**
Easily mountable on equipment or cabinets with a standard M50 hole. Its integrated design with antennas and communication module ensures a minimal footprint, eliminating the need for extra accessories.
- ✓ **Streamlined Power & Communication**
Connect and power the product using a single cable with power over ethernet for convenience and ease of use. The product can also be powered by included 24 VDC power connector.
- ✓ **Compatible with Anybus Tunnel Gateway**
Pairing Anybus Wireless Bolt 5G with the Tunnel Gateway connects various factory equipment to a central system, enhancing efficiency and control.



General

Net Weight (g)	300
Packed Width (mm)	120
Packed Height (mm)	20
Packed Depth (mm)	80
Packed Weight (g)	350
Operating Temperature °C Min	-40
Operating Temperature °C Max	70
Storage Temperature °C Min	-40
Storage Temperature °C Max	85
Input Voltage (V)	24 VDC (9 to 30 VDC)
Power over Ethernet (PoE)	Yes
Configuration	Web based configuration interface
Housing Materials	Aluminium, Plastic
Packaging Material	Cardboard
Warranty (years)	3

Identification and Status

Product ID	AWB7000-A
Model Code	NV200
Country of Origin	Sweden
HS Code	8517620000



Identification and Status

Dual Usage	No
Export Control Classification Number (ECCN)	5A992.c

Physical Features

Connectors / Input / Output	RJ45, 18-pin terminal connector
Contains Battery	No

Wireless Features

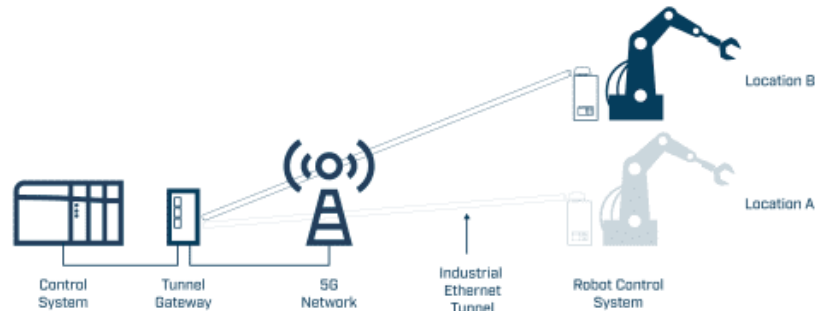
Cellular Standards	5G/4G multi-mode, 3GPP Rel.16 5G NSA and SA mode, LTE DL Cat 16/UL Cat 18
Frequencies & Bands	5G NR: n1, n2, n3, n5, n7, n8, n12, n13, n14, n18, n20, n25, n26, n28, n29, n30, n38, n40, n41, n48, n66, n70, n71, n75, n76, n77, n78, n79 LTE-FDD: B1, B2, B3, B4, B5, B7, B8, B12, B13, B14, B17, B18, B19, B20, B25, B26, B28, B29, B30, B32, B66, B71 LTE-TDD: B34, B38, B39, B40, B41, B42, B43, B48; LAA: B46 WCDMA: B1, B2, B4, B5, B8, B19

Certifications and Standards

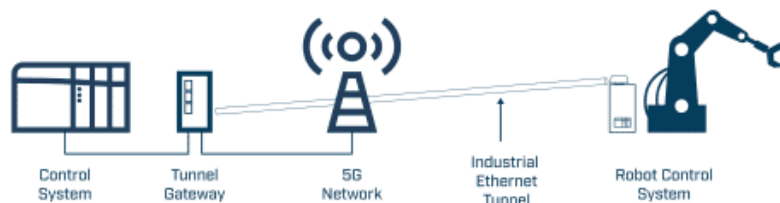
Protection Class IP	IP67
CE	Yes
FCC	Yes
UL	No
ATEX	No
PTCRB	No
Environment	EN 301 489-1 V2.2.3 EN 301 489-52 V1.2.1 EN 61000-4-2:2009 EN 61000-4-3:2006 + A1:2008 + A2:2010 EN 61000-4-4:2012 EN 61000-4-5:2014 + A1:2017 EN 61000-4-6:2014 EN 55032:2015 + AC:2016 + A11:2020 + A1:2020
Vibration and Shock	Sinosoidal vibration test according to IEC 60068-2-6:2007 and with extra severities; Number of axes: 3 mutually perpendicular (X:Y:Z), Duration: 10 sweep cycles in each axes, Velocity: 1 oct/min, Mode: in operation, Frequency: 5-500 Hz, Displacement ± 0.35 mm, Acceleration: 5g. Shock test according to IEC 60068-2-27:2008 and with extra severities; Wave shape: half sine, Number of shocks: ± 3 in each axes, Mode: In operation, Axes $\pm X,Y,Z$, Acceleration: 30 m/s ² , Duration: 11 ms.
WEEE Category	IT and telecommunications equipment
RED	Yes



Use Case



Our solution enables factories to reorganize layouts and relocate machines without the hassle of installing new cables.




Whether it's robotic arms, conveyors, or other machinery, 5G connectivity ensures efficient and flexible operations.

Anybus Wireless Bolt 5G



Use Case



AGVs rely on seamless communication for navigation, safety, and coordination within factory premises.