

Mitsubishi Heavy Industries VRF systems to KNX Application

Item number: IN776MHI00LO000

The Mitsubishi Heavy Industries application has been specially designed to allow bidirectional control and monitoring of Mitsubishi Heavy Industries VRF systems from a KNX installation. The solution allows the integration of up to 128 indoor units from a single interface.

Mitsubishi Heavy Industries to KNX - Up to 128 Indoor Units

Features and benefits

- ✓ **KNX standard datapoints (DPTs) support**
KNX standard datapoints (DPTs) are supported, guaranteeing a simple KNX device/system integration.
- ✓ **Automatic identification**
A scan function is available for automatic identification of the units present in the VRF system.
- ✓ **Individual indoor unit energy consumption signals**
Energy consumption signals from each indoor unit are available, so they can be checked individually.
- ✓ **Commissioning-friendly approach with Intesis MAPS**
Templates can be imported and reused as often as needed, significantly reducing commissioning time.
- ✓ **Direct access to the outdoor unit**
Connection is simple, as the interface connects directly to the outdoor unit's communication bus.
- ✓ **Outdoor unit signals**
Signals assigned to the outdoor unit are available to be used in the integration.
- ✓ **Datapoint support**
A wide range of monitoring and control datapoints is available.
- ✓ **Configuration tool and interface automatic updates**
Both the Intesis MAPS configuration tool and the interface's firmware can receive automatic updates.

Mitsubishi Heavy Industries VRF systems to KNX Application



Banner

General	
Net Width (mm)	106
Net Height (mm)	58
Net Depth (mm)	90
Net Weight (g)	240
Packed Weight (g)	310
Operating Temperature °C Min	0
Operating Temperature °C Max	60
Input Voltage (V)	For DC: 12 .. 36 VDC ±10%, Max: 250 mA For AC: 24 VAC ±10 %, 50-60 Hz, Max: 127 mA Recommended voltage: 24 VDC, Max: 127 mA
Power Connector	3-pole
Capacity	This gateway can support up to 128 indoor units when signals from the outdoor units are disabled. It can also support up to 80 indoor and 12 outdoor units.
Installation Conditions	This gateway is designed to be mounted inside an enclosure. If the unit is mounted outside an enclosure, precautions should always be taken to prevent electrostatic discharge to the unit. When working inside an enclosure (e.g., making adjustments, setting switches, etc.), typical anti-static precautions should always be followed before touching the unit.
Content of Delivery	Intesis Gateway, Installation Manual, USB Configuration cable.
Not Included (in delivery)	Power supply not included.
Mounting	DIN rail mount (bracket included), Wall mount
Housing Materials	Plastic
Warranty (years)	3 years
Packaging Material	Cardboard
Identification and Status	
Product ID	IN776MHI00LO000_KNX_MHI
Country of Origin	Spain

Mitsubishi Heavy Industries VRF systems to KNX Application



Identification and Status

HS Code	8517620000
Export Control Classification Number (ECCN)	EAR99


Physical Features

Connectors / Input / Output	Power supply, EIA-485, KNX, Ethernet, HVAC port, Binary inputs (dry contact), Console port USB.
LED Indicators	Gateway and communication status.
Push Buttons	Factory reset. I-Am message (for BACnet only). Normal mode/programming mode switch (for KNX only).
DIP & Rotary Switches	EIA-485 serial port configuration.

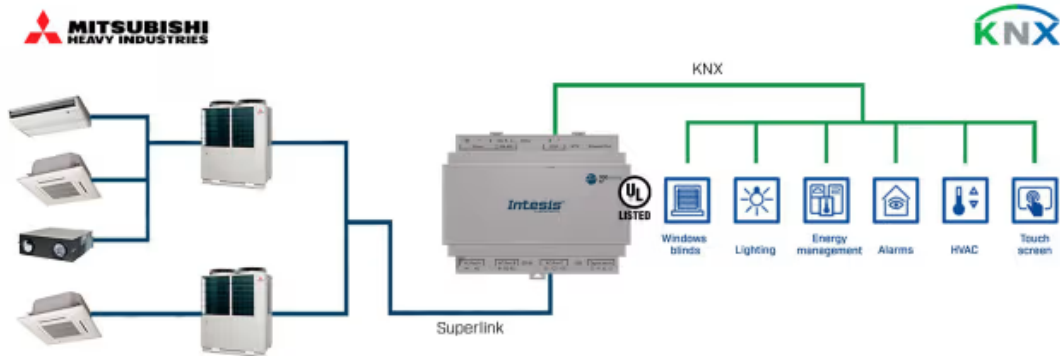
Certifications and Standards

ETIM Classification	EC001604
WEEE Category	IT and telecommunications equipment


Mitsubishi Heavy Industries VRF systems to KNX Application



Use Case



Integration example.



Use Intesis MAPS to change the protocol: BACnet, Modbus, KNX, or Home Automation

Mitsubishi Heavy Industries VRF systems to KNX Application



Use Case

